

HALF DOOR LABORATORY/PHARMACY COLDWALL FREEZERS

Project Name:

Model Specified:

Location:

Item No:

Quantity:

Continental

SCIENTIFIC

539 Dunksferry Road
Bensalem, PA 19020
www.continentalscientific.com

Toll-Free: 800-523-7138
Phone: 215-244-1400
Fax: 215-244-9579

S1F-HD-CW



Standard Model Features

REFRIGERATION SYSTEM

- Stainless steel front, aluminum end panels & interior
- Self contained, performance-rated refrigeration system
- Environmentally-safe R-404A refrigerant*
- Manual defrost

CABINET ARCHITECTURE

- 3" Non-CFC polyurethane foamed-in-place insulation
- Smooth, polished workflow chrome door handles
- Heavy-duty epoxy-coated steel shelves
- Cylinder lock in door
- Magnetic snap-in Santoprene™ door gaskets
- (2) 1/2" diameter access ports
- Attached 10 ft. cord & 90° hospital grade NEMA-5-15P plug
- Adjustable temperature control, range -22°C to -12°C, factory pre-set at -20°C
- 5" Casters

MODEL FEATURES

- LED interior lighting
- Digital thermometer

* - Consult factory for low GWP (Global Warming Potential) refrigerant option 448A

S1FX-HD-CW



Options and Accessories

(upcharges and lead times may apply)

Adjustable legs	220/50/1 Voltage
Additional shelves	208-230/60/1 Voltage
Rehinging of doors	7 Day temperature chart recorder
Stainless steel exterior, aluminum interior (-SA models)	Remote temperature logger
Stainless steel exterior and interior (-SS models)	Audible/visual temperature alarm w/ battery back-up & dry contact relay
Export crating	NIST thermometer (consult factory)

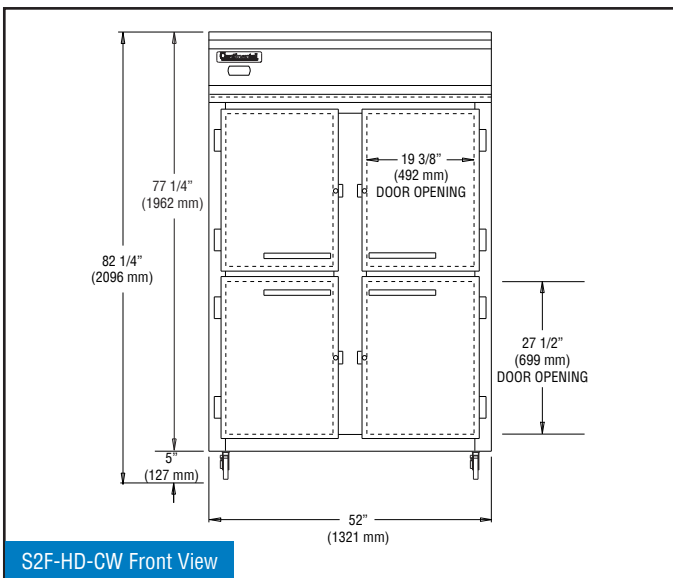
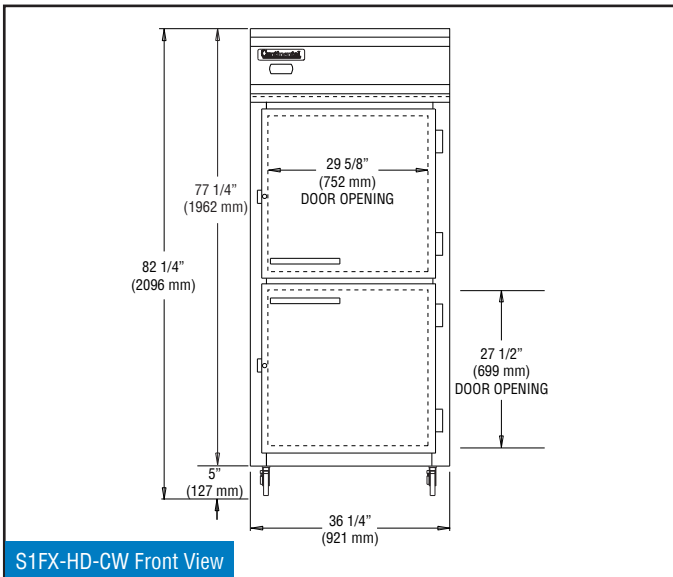
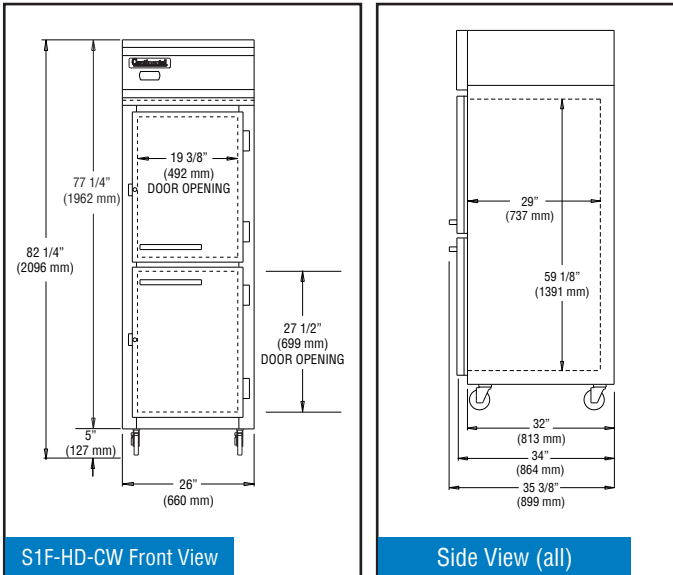
S2F-HD-CW



APPROVAL:

HALF DOOR LABORATORY/PHARMACY COLDWALL FREEZERS

Line Drawings



Continental

SCIENTIFIC

539 Dunksferry Road
 Bensalem, PA 19020
www.continentalscientific.com

Toll-Free: 800-523-7138
 Phone: 215-244-1400
 Fax: 215-244-9579

Model Specifications

DIMENSIONAL DATA	S1F-HD-CW	S1FX-HD-CW	S2F-HD-CW
Net Capacity (cu. ft.)	20	30	48
Width, Overall (in.)	26	36 1/4	52
Depth, Overall (in.) (incl. handles & bumpers)	35 3/8	35 3/8	35 3/8
Height, Overall (in.)	82 1/4	82 1/4	82 1/4
No. of Doors (Half)	2	2	4
No. of Shelves	4	4	8
REFRIGERATION DATA			
Condensing Unit (H.P.)	1/3	1/2	1/2
ELECTRICAL DATA			
Voltage	115/60/1	115/60/1	115/60/1
Feed Wires (incl. ground)	3	3	3
Total Amps	5.1	8.3	8.3
10 ft. Cord/Plug [attached]	Yes	Yes	Yes
SHIPPING DATA			
Weight (lbs.)	325	445	555
Height - Crated (in.)	85 1/2	85 1/2	85 1/2
Width - Crated (in.)	31 5/8	42	64
Depth - Crated (in.)	42	42	42

Ship Weight for -SA and -SS models is on average 5% higher than Standard models. Consult factory for shipping weight of these models.



Equipped with (1) 90° hospital grade NEMA-5-15P plug (varies by country)

LOCATION OF 1/2" DIAMETER PROBE ACCESS PORTS:

- (1) Ceiling, front top left corner
- (1) Rear wall, top center

Consult factory for exact locations

Due to our continued efforts in developing innovative products, specifications subject to change without notice.

© Copyright 2021. Continental Refrigerator.
 A Division of National Refrigeration & Air Conditioning Products, Inc.

